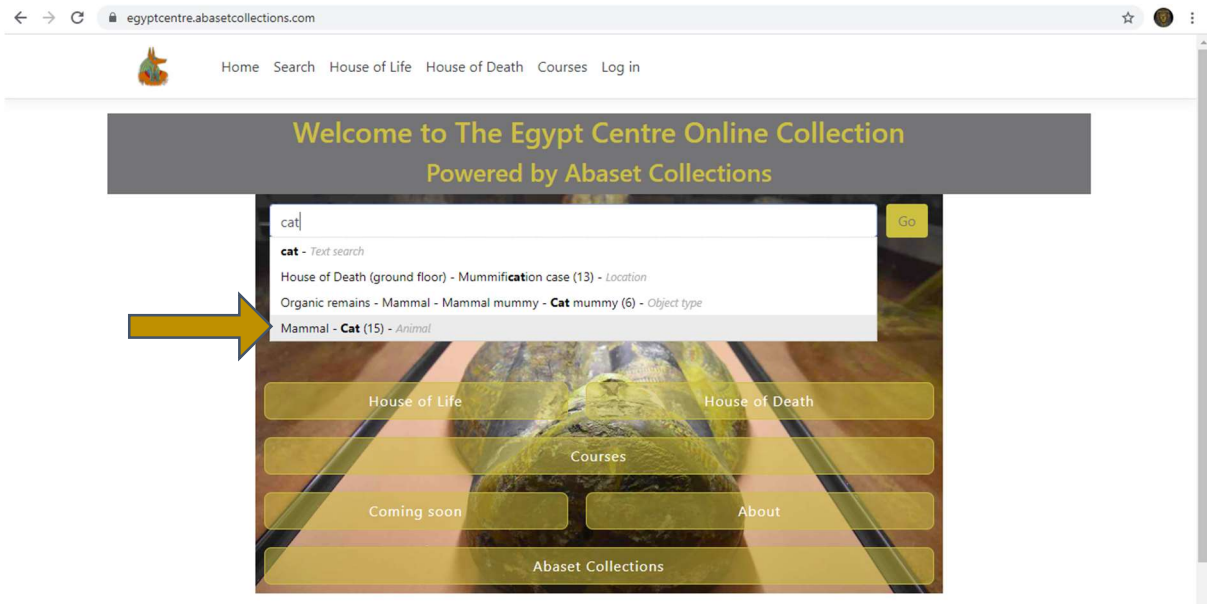
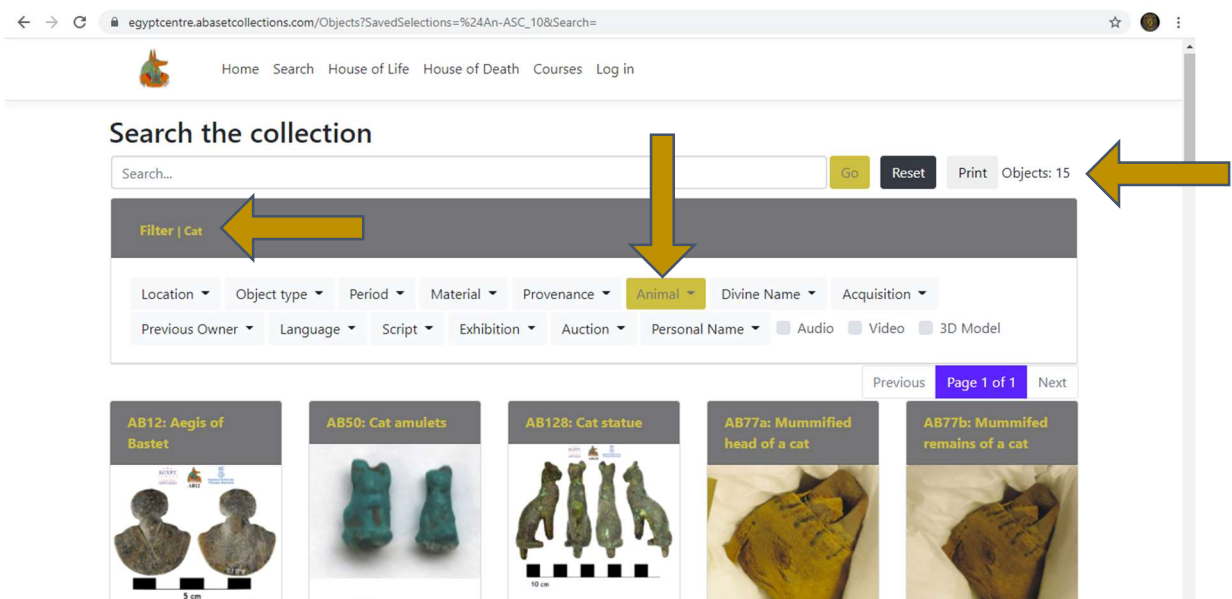


## How to search the Egypt Centre Online Collection.

1. From the home page, you can begin your search by starting to type in the search bar, and the search bar will provide some suggestions for the filter you may be looking for. In the example shown, I am searching for the animal "cat" and so I can click on this option to show all objects associated with cats.



2. You will now be able to see the selection of "cat" in the filter bar. To the right, you can see that fifteen objects are associated with cats. For this example, I am looking for cat amulets, and so I will now use the drop-down filters to help narrow down my search. You can see that within the various filter options, that "animal" is highlighted in gold, showing that we have already set a filter for this field.



3. I will then choose the "object type" filter by clicking on it. You can then open the hierarchical levels by clicking on them. For this example, I will click on "jewellery" and then the subset "amulet". I then press the enter key, or click on the "go" button at the top of the page.

The screenshot shows the 'Search the collection' interface. At the top, there is a search bar with a 'Go' button and 'Objects: 15'. Below the search bar, there are several filter categories: Location, Object type, Period, Material, Provenance, Animal, Divine Name, and Acquisition. The 'Object type' filter is expanded, showing a list of categories: Furniture (60), Implements and utensils (802), Jewellery (1001), Unknown (90), Amulet (301), Anklet (1), Armlet (5), Bracelet/bangle (95), Earring/stud (26), Finger ring (102), and Necklace (140). The 'Amulet' category is selected, and a sub-filter 'Bastet' is highlighted with a yellow arrow. Below the filters, there are three object thumbnails: 'Two faience cat', 'AB77a: Mummified head of a cat', and 'AB77b: Mummified remains of a cat'. The page is on 'Page 1 of 1'.

4. I now have four objects showing which have been associated with both the animal "cat", and the object type "amulet". I can then click on the particular object I'd like to look at.

The screenshot shows the 'Search the collection' interface with filters set to 'Amulet' and 'Cat'. The search bar shows 'Objects: 4' with a yellow arrow pointing to it. The filter categories are: Location, Object type, Period, Material, Provenance, Animal, Divine Name, and Acquisition. The 'Object type' filter is expanded, showing a list of categories: Previous Owner, Language, Script, Exhibition, Auction, Personal Name, Audio, Video, and 3D Model. The 'Amulet' category is selected, and a sub-filter 'Cat' is highlighted. Below the filters, there are four object thumbnails: 'AB50: Cat amulets', 'EC361: Amulet of a cat', 'EC533c: Faience amulet of a cat', and 'PM10: Amulet of a feline headed deity'. The page is on 'Page 1 of 1'.


- I've selected EC361 to look at in more detail. I can see where in the museum it is located, what it is made of, I can enlarge the image, as well as learn about the object's history, amongst other fields. Where appropriate, I can also view a video of the object, hear an audio description, read translations of any inscriptions present, and much more.

Home Search House of Life House of Death Courses Log in

## Amulet of a cat

Previous Back to search Next

<b>Accession Number</b>	EC361
<b>Current Location</b>	House of Life (first floor), Drawers near handling area, Drawer 4
<b>Object Type</b>	Jewellery, Amulet
<b>Material</b>	Faience
<b>Measurements</b>	Height: 55mm   Width: 33mm   Depth: 20mm
<b>Number of Elements</b>	1
<b>Animal</b>	Cat



Licensing details [Print](#)

**Description** Faience cat amulet with damaged legs and ears. Cats were sacred to the goddess Bastet.

### Object History

<b>Previous Owner</b>	Sir Henry Solomon Wellcome (1853–1936)
<b>Acquisition</b>	Assumed long-term loan, The Wellcome Trust (15 Feb 1971)

Last modified: 24 Sep 2020

[Back](#) | [Feedback about this object](#)

©2020 - Abaset

- I can also share the object in a variety of ways by clicking on the "share" button and choosing email, Facebook, Twitter, Pinterest or "copy to clipboard".

<b>Accession Number</b>	EC361
<b>Current Location</b>	House of Life (first floor), Drawers near handling area, Drawer 4
<b>Object Type</b>	Jewellery, Amulet
<b>Material</b>	Faience
<b>Measurements</b>	Height: 55mm   Width: 33mm   Depth: 20mm
<b>Number of Elements</b>	1
<b>Animal</b>	Cat




Licensing details [Print](#)

7. For this example, I've now decided I'd like to see everything else on display near the amulet. I can choose how wide a search I'd like to do. Wherever the data is highlighted in blue, this data can be used as a search filter. In this instance, rather than just looking in drawer 4, I'd like to look at everything in the drawers near the handling area.

**Amulet of a cat**

Previous Back to search Next

Accession Number EC361  
Current Location [House of Life \(first floor\), Drawers near handling area, Drawer 4](#)  
Object Type Jewellery, Amulet  
Material Faience  
Measurements Height: 55mm | Width: 33mm | Depth: 20mm  
Number of Elements 1  
Animal Cat



Licensing details Print

Description Faience cat amulet with damaged legs and ears. Cats were sacred to the goddess Bastet.

8. I click on that text, and I can then scroll through these sixteen objects.

Home Search House of Life House of Death Courses Log in

Search the collection


Search... Go Reset Print Objects: 16

Filter

Location Object type Period Material Provenance Animal Divine Name Acquisition  
Previous Owner Language Script Exhibition Auction Personal Name Audio Video 3D Model


Previous Page 1 of 1 Next

**EC283: Fragment of a wooden coffin**




Painted coffin fragment. Black with

**EC284: Fragment of a coffin**




**EC295: Fragment of faience**



Fragment of faience with dark and light blue stripes. Possibly

**EC361: Amulet of a cat**



Faience cat amulet

**EC696: Faience dress ornament**

